



ischia.premium 1040

Model Code F5507

revision 00 of 30-11-15
(the present replaces any previous versions)



Designer: centro studi interno

Structure: Pinewood, multilayer and plywood covered with polyurethane foam

Spring system: Elastic webbing

Seat Padding: Ecological polyurethane foam covered with 100% polyester layer.

Back Padding: Fiber (synthetic fiberfill).

Arm Interior: Ecological polyurethane foam covered with 100% polyester layer.

Removability: Not available.

Sewing: Leather coverings feasible with contrast stitching in the colors available; cuts and sewing vary on microfiber (or fabric) coverings.

Mechanisms: Recliner versions available with manually reclinable metal mechanism (side handle) or electric mechanism (side push button). The depth of the sofa with open recliner is 157 cm. Version 108 is equipped with a rocking swivel recliner mechanism. Versions 778/779 are equipped with a motion mechanism with electrically adjustable seats operated by a button positioned on the outer side of the armrests. The depth of the seat with sliding system open is 182 cm, the depth of the seat is 141 cm.

Standard feet: on fixed versions, front P9 feet in PVC, h. 6 cm, and back TC9 feet in black colored beech-wood, h. 9 cm. On version 540, P7 feet in PVC, h. 4 cm. Some versions may be equipped with hidden feet with a supporting structural function. On recliner versions feet are replaced by a metal mechanism.

Density of seat and back

Markets	Seat	Back
I	35 Medium	fiocco
D - NL - CH	35 hard	fiocco hard
USA - California		
GB	35 fire retardant	fiocco fire retardant
Others	35 Medium	fiocco

Note: when no values/contents are specified in the chart, please refer to 'Others' field/area.

Coverings

	suggested	not suggested	not possible
thick leathers	✓		
thin elastic leathers	✓		
natural leathers	✓		
fabric*	✓		
microfibre*	✓		
leather + split	✓		
DeLuxe			✓
multicovering			✓
multicolour			✓

Please note: for not removable models, only one colour fabric covers are available.

* fabrics and microfibers are not available for the U.K. market

Multicovering / Components / Optional vers.



Feet



P9

TC9

Ottoman



With the reservation of carrying for production purposes and without advanced notices modifications on the materials, coverings and dimensions of the product as indicated in the relevant specification. The given dimensions and volume are of indicative value being subject to the production process tolerances.

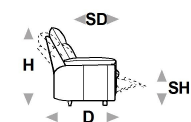


↑ fold following the dotted line ↑

ischia. premium 1040



L Length - H Height - D Depth - SH Seat Height - SD Seat Depth
Dimensions refer to maximum sizes.



dimensions	L 102 H99 D92 SH47 SD51	L 102 H99 D92 SH47 SD51	L 102 H99 D92 SH47 SD51	L 102 H99 D92 SH47 SD51	L 160 H99 D92 SH47 SD51
version code	100	103	108	161	200
Description	chair	chair with recliner	chair with full rec.	chair with elec.recl.	2 seater

L 161 H99 D92 SH47 SD51	L 161 H99 D92 SH47 SD51	L 161 H99 D92 SH47 SD51	L 161 H99 D92 SH47 SD51	L 162 H99 D92 SH47 SD51	L 162 H99 D92 SH47 SD51
271	272	393	394	343	408
2 str 1 right fac.rec.	2str 1 left fac.rec.	2str 1rgt fac.elec.rec.	2str 1lft fac.elec.rec.	2str 2 rec.rg and lf	2str rg/lf rec.el.

L 214 H99 D92 SH47 SD51	L 215 H99 D92 SH47 SD51	L 215 H99 D92 SH47 SD51	L 215 H99 D92 SH47 SD51	L 215 H99 D92 SH47 SD51	L 216 H99 D92 SH47 SD51
346	371	372	397	398	373
3/3 seater	3str 1 rg fac.rec.	3str 1 lf fac.rec.	3str 1rgt fac.el.rec.	3str 1 lf fac.el.rec.	3str 2 rec. rg and lf

L 216 H99 D92 SH47 SD51	L 61 H45 D61 SH- SD-	L 80 H99 D92 SH47 SD51	L 137 H99 D92 SH47 SD51	L 137 H99 D92 SH47 SD51	L 137 H99 D92 SH47 SD51
406	540	110	210	220	395
3str 2 el.rec.rg/ lf	ottoman	1 right arm facing chair	1right arm facing 2 str	1left arm facing 2 str	1rgt arm fac.2str elec.rec.

↓ fold following the dotted line ↓

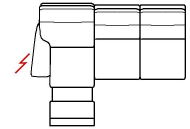
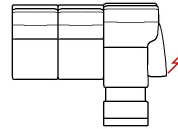
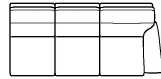
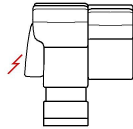
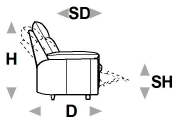


↑ fold following the dotted line ↑

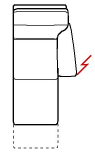
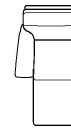
ischia. premium 1040



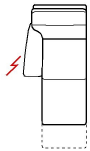
L Length - H Height - D Depth - SH Seat Height - SD Seat Depth
Dimensions refer to maximum sizes.



dimensions	L 137 H99 D92 SH47 SD51	L 194 H99 D92 SH47 SD51	L 194 H99 D92 SH47 SD51	L 194 H99 D92 SH47 SD51	L 194 H99 D92 SH47 SD51
version code	396	347	348	403	404
Description	1lft arm fac.2str elec.rec.	1right arm facing 3/3 str	1left arm facing 3/3 str	1rgt arm fac.3str elec.rec.	1lft arm fac.3str elec.rec.



L 54 H99 D92 SH47 SD51	L 108 H99 D92 SH47 SD51	L 118 H99 D118 SH-SD-	L 80 H99 D152 SH47 SD51	L 80 H99 D152 SH47 SD51	L 80 H99 D152 SH47 SD51
130	230	000	410	420	778
chair without armr.	2 str with no arm.	corner	chaise lon.raf arm fac	chaise lon.lft arm fac	ch. lon.raf arm fac mot.



L 80 H99 D152 SH47 SD51
779
ch. lon.laf arm fac mot.

↓ fold following the dotted line ↓

